

About MCE

Montana Correctional Enterprises (MCE) has produced handcrafted quality furniture and seating for state and local governments, institutional agencies, and non-profit organizations for more than four decades. We also produce furniture and seating for independent dealers who offer our products to the public sector. We aim to provide high quality products that are built to last. We also provide custom products and services in addition to our standard product line.

MCE employs and trains eligible institutional inmates, consistent with the Department of Corrections mission, to hold inmates accountable through work, skill development and restitution, while maintaining public safety and trust. MCE's philosophy is to show that offenders can be productive and develop a sense of pride in themselves while they pay their debt to society. Personal responsibility and accountability, structured work/training environments, real world productivity standards, realistic work conditions, a full work day, security, public safety and trust are all important elements of the program.

Table of Contents

Bannack Line - - - - -	4-11
Mission Valley Line - - - - -	12-19
Paradise Valley Line - - - - -	20-23
Conley Line - - - - -	24-27
Stain & Laminates - - - - -	28-29
Pintler Range Line - - - - -	30-43
MCE Upholstery - - - - -	44
Executive Seating - - - - -	45
Sledbase Seating - - - - -	46
Task Seating- - - - -	47
Ergonomic Seating - - - - -	48-49
Pilot Deluxe HD - - - - -	50
Presider Seating - - - - -	51
Space Saver Seating- - - - -	52
Office/Desk Accessories - - - - -	53
Sewing Shop - - - - -	54
Print Shop - - - - -	55
Sign Shop - - - - -	56
Novelty Items - - - - -	57
Custom Embroidery & Garment Printing - - - - -	58
MCE Warranty Statement - - - - -	59,60
Contact Us - - - - -	61
Our Mission - - - - -	62
MCE Dealers - - - - -	63-64

Bannack Line

Bannack office furniture is a rock solid, durable and tested line. Every piece is handcrafted and inspected to ensure the highest quality of craftsmanship. Below are the construction specifications for all Bannack furniture:

- Wood-grain laminate top with hand-shaped, solid oak bull-nose rounded edging.
- Maple hardwood drawers.
- Hand-crafted solid oak framework and drawer fronts.
- Pressure-glued construction to eliminate exterior fastening hardware blemishes.
- European drawer pulls.
- Adjustable chrome floor glides for leveling.
- Medium Oak Stain or Natural Stain unless otherwise specified.
- Wood-grain laminate tops unless otherwise specified.
- Special options available upon request.

Bannack Desk

The Bannack desk is solid, measuring 68"W, 32 1/2"D and 30"H. Drawers are built to support up to one hundred pounds. A box drawer, a file drawer and a reference sleeve are standard. Desk Risers are available for added height.



Bannack Desk, product #2001
Shown in Medium Oak Stain & Laminate
Also available in Natural



Desk Riser, product #0106 (two inch) or #0107 (three inch)

Bannack Desk with Return

The Bannack Desk with Return allows you to double your workspace by adding a left or right flush return (48" width, 23" depth). Our design allows for a reference sleeve, box drawer, and file drawer on the return pedestal. You also have the option of placing grommet holes in either the desk top or side panel upon request. In need of more desk top space? Add four inches in width and depth with the oversized top option.



Bannack Desk with Return, product #2002

Shown in Medium Oak Stain & Laminate with a Left return

Also available in other finishes
Oversize Top, option #0101

Bannack Credenza & Hutch

Complete your office with matching storage and organizational components. A Bannack Credenza is the perfect way to store extra files and personal belongings. The middle compartment has an adjustable shelf to maximize storage capacity and function.




Bannack Credenza, product #2101
Shown in Medium Oak Stain & Laminate
Dimensions: 68"W x 24"D x 30"H

The Bannack Hutch is designed to fit on the Bannack Desk or Credenza. Post pictures and important reminders on the fabric tack board.

Fabric Tack Board
(Choose from wood, cork or a variety of fabrics)

Bannack Hutch, product #2700
Dimensions: 65 1/2"W x 15 1/2"D x 39 1/2"H
Shown in Medium Oak Stain & Laminate



Bannack Bookcases

Choose a Bannack Bookcase to fit your specific need; select from a wide range of models. All of our Bannack Bookcases have adjustable shelving, allowing for versatility and maximum function.



Choose which side to put the closet on. This compartment, along with the file drawer allows for additional storage, keeping your office space clean and organized.

Bookcase w/Closet, product #2301
Dimensions: 25 1/2"W x 27 1/2"D x 66"H
Shown in Natural Stain & Laminate



These bookcases will fit under most windows and are low enough to use the top as an additional shelf.

Three-Shelf Bookcase, product #2303
Dimensions: 36"W x 12 3/4"D x 48"H
Shown in Natural Stain & Laminate



Double-wide Bookcase, product #2302

Dimensions: 72"W x 12 3/4"D x 30"H
Shown in Natural Stain & Laminate

Five-Shelf Bookcase, product #2307

Dimensions: 36"W x 12 3/4"D x 72"H

Shown in Medium Oak Stain & Laminate

Also Available as

Product #2309, 48"W x 12 3/4"D x 72"H



Bannack File Cabinets

Select the right Bannack File Cabinet for the right job and available space. Below are the features that come standard with all of our file cabinets

- File drawers equipped with hanging file design
- Drawer slides support up to one hundred pounds
- Locks keyed individually or alike upon request
- Brass card holders for clear labeling of drawers
- Anti-tip safety system allows only one drawer open at a time



Four Drawer Lateral
Product #2422

Dimensions: 67 1/2"W x 23"D x 30"H
Shown in Natural Stain & Laminate



Two Drawer Lateral
Product #2421

Dimensions: 34 1/2"W x 23"D x 30"H
Shown in Natural Stain & Laminate



Two Drawer Letter/Legal
Product #2401

Dimensions: 21"W x 23"D x 30"H
Shown in Natural Stain & Laminate



Four Drawer Letter/Legal
Product #2402

Dimensions: 21"W x 23"D x 59 1/2"H
Shown in Natural Stain & Laminate

Bannack Tables

Bannack Tables come in many sizes and styles; end, coffee and round tables. All of our tables are built to last. We also offer conference tables along with sectional tables that range from six to twelve feet. If our standard size doesn't fit, we will make a table that does.



End Table, product #2631
Dimensions: 30"W x 22"D x 18"H
Shown in Medium Oak Stain & Laminate



Coffee Table, product #2633
Dimensions: 44"W x 22"D x 18"H
Shown in Medium Oak Stain & Laminate



Also available in a
42" or 48" Diameter

Round Table, product #2621
Dimensions: 36" Diameter. 30"High
Shown in Medium Oak Stain & Laminate

Bannack Conference Tables



Boat-Shaped Conference
Table,

Product number 2603

Dimensions: 12'W x 4'D x 30"H

Shown in Natural Stain & Laminate

Also Available as

Product #2601, 8'W x 4'D x 30"H

Product #2602, 10'W x 4'D x 30"H

Product #2602-2pc, 10'W x 4'D x 30"H

Product #2603-2pc, 12'W x 4'D x 30"H



Also Available as

Product #2604, 6'W x 4'D x 30"H

Product #2605, 8'W x 4'D x 30"H

Product #2606-2pc, 10'W x 4'D x 30"H

Product #2607, 12'W x 4'D x 30"H

Product #2607-2pc, 12'W x 4'D x 30"H

Rectangular-Shaped Conference
Table,

Product #2606

Dimensions: 10'W x 4'D x 30"H

Shown in Medium Oak Stain & Laminate

Mission Valley Line

The Mission Valley office furniture line makes a statement. No one else can match the quality and craftsmanship of this design. Mission Valley furniture construction specifications:

- Laminate tops in Slate & Theodore laminate inlaid, or Veneer, surrounded by Rift-Cut solid oak.
- Drawers constructed of maple hardwood.
- Adjustable chrome glides for leveling.
- Drawer fronts are Rift-Cut, solid oak hardwood.
- Locks are standard; keyed individually or alike.
- Wrought iron style drawer bail pulls with flat black finish.
- Pressure-Glued construction to eliminate exterior hardware blemishes.
- *Special options available upon request.

Mission Valley Desk

The Mission Valley Desk is a unique design constructed with Rift-Cut Northern Red Oak, hand-crafted in an adaptation of the Shaker design. The durability of this desk will stand the test of time. The dimensions of the Mission Valley desk are 68"W, 30"D, and 29 1/2"H.



Mission Valley Desk, product #2901

Shown in Mission Oak with Theodore Laminate

Also available in Slate or a Veneer Top

Mission Valley Desk with Return

Double your work space by adding a left or right-handed return. The dimensions of the return are 48" wide, 23" deep and 29 1/2" high.



Mission Valley Desk with Return, product #2902
Shown in Natural with Theodore Laminate and Right Return

Oversized desk tops are a standard option
Also available in Slate or a Veneer Top

Mission Valley Credenza & Hutch

A Mission Valley Credenza is the perfect way to store extra files and personal belongings. The middle compartment has an adjustable shelf to maximize storage capacity and functionality.



Mission Valley Credenza, product #2910

Dimensions: 68"W x 24"D x 29 1/2"H

Shown in Mission Oak with Slate Laminate

The Mission Valley Hutch is designed to fit on your Mission Valley Desk or Credenza. Post pictures and important reminders on the fabric tack board, available in many styles and colors.

Fabric Tack Board
(Choose from wood, cork or a variety of fabrics)



Mission Valley Hutch, product #2990

Dimensions: 65 1/2"W x 15 1/2"D x 39 1/4"H

Mission Valley Bookcases

All Mission Valley Bookcases are designed with adjustable shelves that run from top to bottom. Select from a variety of sizes to fit your office space. If our standard sizes don't suit your need, we can build to your desired specifications.



Double-wide Bookcase, product #2934

Dimensions: 72"W x 13 3/8"D x 33"H

Shown in Mission Oak with Slate Laminate



Three-Shelf Bookcase, product #2931

Dimensions: 36"W x 13 3/8"D x 48"H

Not shown is product #2933, also a Five-Shelf Bookcase, but is the wider version of product #2932



Five-Shelf Bookcase, product #2932

Dimensions: 36"W x 13 3/8"D x 72"H

Mission Valley File Cabinets

Select the right Mission Valley File Cabinet for the right job and available space. Locks are standard, keyed individually or alike per your request. The Anti-tip safety system allows only one drawer open at a time. Drawers are built to support up to 100 pounds.



Two Drawer Letter/Legal File Cabinet

Product #2941

Dimensions: 21 1/2"W x 23"D x 29 1/2"H
Shown in Natural with Slate Laminate



Two Drawer Lateral File Cabinet

Product #2947

Dimensions: 35"W x 23"D x 29 1/2"H Shown
in Mission Oak with Slate Laminate



Four Drawer Letter/Legal File Cabinet

Product #2942

Dimensions: 21 1/2"W x 23"D x 53 3/8"H
Shown in Mission Oak with Theodore Laminate

Mission Valley Tables

Complete your office setting by selecting one of our beautiful coffee or end tables. The Theodore and Slate Laminate tops protect your furniture from spills and scratches to maintain a lasting impression.



End Table, product #2970
Dimensions: 22"W x 22"D x 18"H
Shown in Mission Oak with Slate Laminate

Also Available in Product #2971
Dimensions: 22"W x 30"D x 18"H



Coffee Table, product #2972
Dimensions: 44"W x 22"D x 18"H
Shown in Mission Oak with Slate Laminate

Mission Valley Tables

Our Mission Valley Rectangular Conference Tables are perfect for your company meetings.



Also Available as
Product #2950, 6"W x 4"D x 30"H

Rectangular Conference Table, product #2951
Dimensions: 8"W x 4"D x 30"H
Shown in Mission Oak with Theodore Laminate



Also Available as
Product #2960, 36"W x 36"D x 30"H
Product #2962, 48"W x 48"D x 30"H

Square Table, product #2961
Dimensions: 42"W x 42"D x 30"H
Shown in Mission Oak with Slate Laminate

Paradise Valley Line

The Paradise Valley Line is the seamless fusion between the statement making elegance of our Mission Valley Line and light-weight durable construction of the Conley Line. Clean sophistication and craftsmanship are unmatched. Paradise Valley furniture construction specifications:

- Laminated tops in Cosmo Granite laminate or Veneer surrounded by a chamfered solid oak edge.
- Drawers constructed of maple hardwood.
- Adjustable chrome glides for leveling.
- Drawer fronts are solid oak hardwood.
- Locks are standard; keyed individually or alike.
- Deep walnut stain and its black highlight bring out the brushed nickel hardware.
- *Special options available upon request.

Paradise Valley Desk

The Paradise Valley Desk is a distinctive blend of purpose and refinement with reference sleeve/pencil/box/file pedestals standard and modesty panel. Hand-crafted oak construction will ensure the longevity of this desk. The dimensions of the Paradise Valley desk are 65"W, 30"D, and 30"H.



Paradise Valley Desk, product #3701

Shown in Deep Walnut with Cosmo Granite Laminate

Also available in Slate or a Veneer Top

Paradise Valley

Desk w/Return and Hutch

Double your work space by mixing or matching a left or right-handed return or a hutch. The dimensions of the return are 48" wide, 23" deep and 30" high and is design with the same reference sleeve/pencil drawer/box/file pedestal as the accompanied desk.



Desk w/Left Hand Return
Product #3702

Dimensions: 65"W x 78"D x 30"H
Shown in Deep Walnut Stain and
Cosmo Granite Laminate



Fabric Tack Board

(Choose from wood, cork or a
variety of fabrics)

Hutch

Product #3790

Dimensions: 65"W x 14"D x 40"H
Shown in Deep Walnut Stain

Paradise Valley Furniture

Need more storage space add a bookcase, filing cabinet or have our CAD department design something special to fit your exact needs.



3 Shelf Bookcase

Product #3731

Dimensions: 36"W x 13"D x 49"H

Shown in Deep Walnut Stain and
Cosmo Granite Laminate

Bookcases are also available in:

3732 - 5 Shelf: 36"W x 13"D x 72"H

3733 - 5 Shelf: 48"W x 13"D x 72"H

3734 - Double Wide: 72"W x 13"D x 30"H

4 Drawer Letter

Product #3745

Dimensions: 19"W x 21"D x 53 7/8"H

Shown in Deep Walnut Stain and
Cosmo Granite Laminate

Filing Cabinets are also available in:

3741 - 2 Drawer Letter Legal File: 21"W x 21"D x 30"H

3742 - 4 Drawer Letter Legal File: 21"W x 21"D x 53 7/8"H

3744 - 2 Drawer Letter File: 19"W x 21"D x 30"H

3747 - 2 Drawer Lateral File: 34 1/2"W x 19"D x 30"H

3748 - 4 Drawer Lateral File: 66 3/4"W x 21"D x 30"H



Our CAD Department will assist you in coming up with a design to fit your specific needs and aesthetics.

Conley Line

For quality and affordability consider our economical Conley Line. Our Conley furniture exceeds the standard for knockdown furniture. The configuration provides greater strength, flexibility, and a proportionately lighter product than one composed of chipboard, particleboard, or medium density fiberboard. These products are constructed to the following high-quality specifications:

- The boring system ensures uniformity of construction when joining components during assembly.
- Components are easily interchangeable.
- Wood-Grain laminate tops feature solid oak chamfered edges.
- Bolt connectors and barrel nuts provide metal-to-metal joint connections, preventing damage to the wood.
- Modesty panels, pedestal sides and drawer faces are made from 3/4" thick premium oak veneer plywood.
- Leg panels are made from 1" thick premium oak veneer plywood.
- Desks have adjustable chrome glides for leveling.
- *Special options available upon request.

Conley Workstation

Customize your Conley Workstation to suit your needs, start with the basic Workstation and add a Box/File Pedestal, a Return, or even a Hutch. All of our Workstations come in Medium Oak or Natural Stain and Laminates.



Workstation with Right Return
Product #2050 & 2065

Return Dimensions: 48"W x 17 1/2"D x 30"H
Shown in Natural Stain & Laminate



Workstation with Box-File Pedestal
Product #2050 & 2053

Dimensions: 60"W x 30"D x 30"H
Shown in Natural Stain & Laminate



Workstation with Hutch
Product #2050 & 2060

Hutch Dimensions: 58"W x 12 1/2"D x 36"H
Shown in Medium Oak Stain & Laminate

Conley Bookcases

Our Conley Bookcases are light weight and durable. The top, sides, shelves and toe kick are made from 3/4" thick, premium oak veneer plywood, and trimmed with solid oak. The back is 1/4" thick, 5-ply, oak veneer plywood. All of our Conley Bookcases come in Medium Oak or Natural Stain with a Veneer Top.



Two Shelf Bookcase
Product #2311

Dimensions: 36"W x 11 3/4"D x 28 3/4"H
Shown in Medium Oak Stain



Three Shelf Bookcase
Product #2316

Dimensions: 36"W x 11 3/4"D x 41 1/4"H
Shown in Medium Oak Stain



Four Shelf Bookcase
Product #2321

Dimensions: 36"W x 11 3/4"D x 53 3/4"H
Shown in Natural Stain



Five Shelf Bookcase
Product #2326

Dimensions: 36"W x 11 3/4"D x 66 1/2"H
Shown in Medium Oak Stain

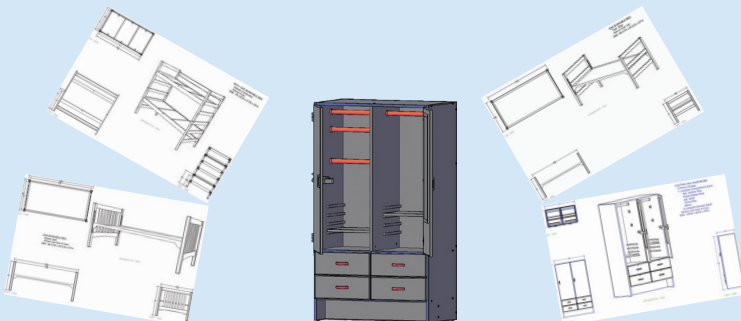
Conley Dorm Furniture

Montana colleges and residential institutions have purchased our furniture knowing it will stand the test of time. Select hardwood components with quality metal connectors ensuring a strong, durable, adaptable furniture system. Contact us for special options, we work with a variety of hardwoods (i.e. maple, birch, and oak), stains, and finishes.

Closets




Bunk Beds




Our CAD Department will assist you in coming up with a design to fit your specific needs and aesthetics.

Finishes & Laminates



Amber Cherry Stain
Collector's Cherry Laminate



Deep Walnut Stain
Cosmo Granite Laminate



Mission Stain
Deepstar Slate Laminate




Mission Stain
Pionite Theodore Laminate

Finishes & Laminates



Medium Oak Stain
Golden Ash Laminate



True Mahogany Stain
Windsor Mahogany Laminate



Natural Finish
Natural Laminate

Stains are not exact color or shade representations. Wood species take stain differently. But if there is a color you would like to use or matched we can special order it for you.

Pintler Range Line

From the forest to your doorstep, the Pintler Range Line is the embodiment of old-fashioned rustic style, with its worn appearance and country feel. Each hand-crafted piece is a representation of the Montana values we instill in our craftsmen. By revealing the beauty of nature in every creation, the Pintler Range Line represents a return to the frontier, where need motivated design and function. Pintler Range furniture construction specifications:

- Built from Spruce, Lodgepole, Douglas Fir, Juniper and/or Cottonwood.
- Logs are harvested from the Pintler Range, our own backyard by the MSP Fire Crew who protect our Montana forests.
- Drawers constructed of maple hardwood and equipped with Accuride slides for smooth and long lasting operation.
- Hardwood options are available(Oak, Maple, Birch, Walnut, Cherry, Hickory and Mahogany) and can be mixed & matched.
- Adjustable chrome glides for leveling.
- Locks are standard, keyed individually or alike.
- Natural finish with lacquer, mineral or linseed oil.
- Special options available upon request.

Pintler Range Desk

The Pintler Range Desk is a distinctive design constructed with locally harvested blue pine, featuring live edge top and legs. The sturdiness of this desk will stand the test of time. The dimensions of the Pintler Range desk are 65"W, 30"D, and 30"H.



Pintler Range Desk,
Product #R7301

Shown in Natural Finish with Live Edge.
Featuring Combination of Pedestals.

Desks are also available in:
R7302 - Desk w/Return: 65"W x 78"D x 30"H

Pintler Range Desk w/Return

By adding a left or right return will double workspace. Pedestals can be configured to accommodate your individual needs. The dimension of the return is 48" wide, 24" deep and 30" high.



Pintler Range Desk with Return,
Product #R7302

Dimensions: 65"W x 78"D x 30"H
Shown in Natural with a CPU holder and Left Hand Return.

Pintler Range Bookcase and Filing Cabinets



5 Shelf Bookcase

Product #R7103

Dimensions: 48"W x 15"D x 72"H

Shown in Blue Pine and Natural Finish

Bookcases are also available in:

R7101 - 3 Shelf: 36"W x 15"D x 48"H

R7102 - 5 Shelf: 36"W x 15"D x 72"H

R7104 - Double Wide: 72"W x 15"D x 30"H

4 Drawer Letter Legal Filing Cabinet

Product #R7502

Dimensions: 21"W x 23"D x 56 1/4"H

Shown in Blue Pine and Natural Finish


Filing Cabinets are also available in:

R7508 - 4 Drawer Lateral File: 69 3/4"W x 24"D x 30"H



Pintler Range

Rough Shelf & Coat Racks



Rough Shelf
Product #R5300
Dimensions: 36"W x 12"D x 8"H



The use of various woods including reclaimed, pallet, fir, pine, lodgepole, juniper and cottonwood as well as everything from horseshoes to railroad spikes provide a unique looking shelf and coat rack.

"Introduce the inside of your home to the beauty of nature with country rustic furniture."



Coat Rack Shelf
Product #R5301
Dimensions: 40"W x 12"D x 10"H



Pintler Range Chests

Our chests are built with hand-crafted hinges and latches. The chest has a single storage compartment inside. The designs allow our CAD drafters to make modifications to fit your needs in size and storage compartments within the chest. An optional pull out tray can be added upon request to fit within the chest.



Chest

Product #R6200

36"W x 24 1/2"D x 23 1/2"H

Shown with burned nature scenes



The blanket chest above was custom designed by our CAD Department as the finishing touch to a country home. With your choice of wood, finish and design accents it turns rustic country furniture into a home.

Pintler Range Night Stands

Night Stands feature a single drawer with Accuride slides and a fixed lower shelf. Constructed in pairs or singles, with or without bark.



Night Stand
Product #R5401

Dimensions: 22"W x 20"D x 27 1/2"H
Shown in Blue Pine with Medium Oak Finish



Night Stand
Product #R5401

Dimensions: 22"W x 20"D x 27 1/2"H
Shown in Blue Pine with Natural Finish

Pintler Range Dressers

Our dressers range from three to six drawers and have log posts with bark or without. Blue pine and fir are common wood species used but, we can use cleaned up pallet wood for drawer faces. Maple drawers with Accuride slides that will provide smooth operation for years.



6 Drawer Dresser
Product #R5010

Dimensions: 72 3/4"W x 23 1/4"D x 37"H

Shown in Blue Pine and Juniper with
Natural Finish

5 Drawer Dresser
Product #R5008

Dimensions: 40"W x 23 1/2"D x 59"H
Shown in Blue Pine and Natural Finish



Dressers are also available in:

R5001 - 3 Drawer: 38 1/2"W x 21 1/2"D x 45"H

R5002 - 4 Drawer: 38"W x 21 1/2"D x 53 1/2"H

R5009 - 6 Drawer w/Mirror: 72 3/4"W x 23 1/4"D x 64 1/2"H

Pintler Range Log Beds

Our log bed frames are constructed out of blue pine logs, fir, and lodge pole. The use of branches allows us to create beautiful hand-crafted headboards and footboards. This gives each bed a unique feel and its very own look. The bed frames we make are designed to fit standard mattress sizes.



Log Bed - Twin
Product #R5202
46"W x 88 1/2"L x 48"H



Log Bed - Full
Product #R5206
61"W x 88 1/2"L x 48"H
Shown in daybed style.

Pintler Range Log Beds



Log Bed - Queen
Product #R5207
69 3/4"W x 92 3/4"D x 54"H



Log Bed - King
Product #R5203
84"W x 93 1/2"L x 60"H

Pintler Range Seating

The Pintler Range Line originally started with seating. We began with our log and live edge benches and have been growing ever since, never shying away from something new our customers want.



Adirondack Chair
Product #R5110
33"W x 44 1/2"D x 35"H



Live Edge Bench
Product #R5103
60"W x 24"D x 39"H



The Live Edge Bench is the go to for adding a little country to any room or just around the campfire. Sturdy and light weight, the versatility of this bench is unmatched.

Pintler Range Benches

Pew Bench

Product #R5105

50"W x 25"D x 38 3/4"H

Our Pew Bench is the newest addition to the Pintler Range Line with its compacted design fits just about anywhere. By adding custom wood burning, or painted accent, it will complement any room.



The wide flat back of our log bench is the perfect place to add your logo, brand, family photo or wildlife scene. A true representation of our Montana life. Solid red oak dowels provide superior strength in construction with our logs harvested from the Pintler Range.

Log Bench

Product #R5102

62"W x 28 1/2"D x 39"H



Pintler Range Special Edition Benches



Special Edition Bench
Product #R5104
62"W x 28 1/2"D x 39"H

For strength and durability we use solid red oak dowels to connect the bench frame.



These statement-making log benches are our most popular items of the Pintler Range Line, due to their unique and individual appeal as well as fun and function. A conversation starter for years to come; our artists include elements which make each bench a one of a kind that represents the individual.

Pintler Range Special Edition Benches



You set the scene and our artists will bring your vision to life with their sculptures, paintings and wood burning. The only limitation is your imagination.



Special Edition Bench
Product #R5104
62"W x 28 1/2"D x 39"H

MCE Upholstery

We have a wide selection of seating that will accommodate the individual and work setting to provide the right chair for the right occasion. We have it all from Sledbase to Management Seating. We can also reupholster any seating or upholstered product you may have, breathing new life into your outdated or worn out items. Choose from a wide variety of fabrics and foam options.

Executive Seating

Sledbase Seating

Task Seating

Ergonomic Seating

Pilot Deluxe HD

Presider Seating

Space Saver Seating

Executive Seating

Gallatin Chairs make for great conference seating. These chairs are constructed with a heavy duty internal plywood frame and the solid oak arms may be stained to match any decor. The lower back contains additional foam for lumbar support. The back and seat cushions are made of high resiliency 4" premium polyester-wrapped polyurethane foam. The five-star steel base with black plastic overlay adds stability and durability. These swiveling chairs are equipped with adjustable tilt tension and the seat height adjusts up to 5" using your choice of a heavy duty gas shock or screw-type control unit.



Gallatin High Back, product #4031

Gallatin chairs have exposed solid oak arms, with your choice of stain.



Gallatin Low Back, product #4032

Gallatin

Seat Height: 16-21"

Seat Dimensions:

21"W x 19"D

Weight Capacity: 300lbs.

Sledbase Seating

Our Sledbase Chairs are hand-crafted and constructed using solid oak, doweled and pressure glued for superior strength and durability. The back and seat cushions are fabricated with high resiliency polyurethane foam, providing more comfort and support.



Sledbase Wide-arm
Product #4401



Sledbase Armless
Product #4402



Sledbase Slimline
Product #4411



Mission Sledbase
Product #4429



Sledbase Lounge Chair
Product #4421

The Sledbase Seating Line is available in Medium Oak, Natural Oak and Mission Oak Stains, choose from a variety of fabrics or vinyls.



Sledbase Lounge Love-seat
Product #4422



Front View



Back View

Sledbase Lounge Couch, product #4423

Task Seating

Select the chair that is right for you. All of our Task Seating comes with fire retardant seats and backs, fully adjustable arms, a steel five-star base with black plastic overlay, and are equipped with dual wheel hooded casters. Formaldehyde-free glue is used in the seat and back wood. Choose from a wide variety of fabrics, mesh, or vinyls. Our Task Seating Line comes standard with many seating features.



TUF Medium Chair
Product #4112



TUF Large Chair
Product #4113



TUF Deluxe Chair
Product #4116



Snap Chair
Product #4125



Management Chair
Product #4350

Ergonomic Seating

Treat yourself to a CXO Chair. This top of the line ergonomic chair has all the bells and whistles. Choose from a variety of fabrics and enjoy the comfort and durability the CXO provides.

4 Models are available: Standard, Leather, Task Intensive 24/7 and Heavy Duty!



CXO Chair
Product #4360

Comes Standard With:
Arm Pivot Adjustment
Horizontal Arm Adjustment
Pneumatic Height Adjustment
Tilt Tension Knob
Infinite Position Tilt Lock
Ratchet Height Adjustable Head-
rest
Arm Height Adjustment
Coat Hook
Lumbar Height Adjustment
Seat Slider

CXO

Seat Height: 17-22"
Seat Dimensions:
21"W x 20"D
Weight Capacity: 350lbs.

CXO-HD

Seat Height: 17-22"
Seat Dimensions:
21"W x 20"D
Weight Capacity: 450lbs.

Ergonomic Seating

The Ithaca Ultra High Back is a premium chair that provides durability and comfort whether in its basic state or whether you add some of our provided special options. Choose from memory foam, Headrest, or even 360 degree pivot arm options.

With Headrest
Option #0802



Ithaca Ultra High Back
Product #4790

Ithaca Ultra

Seat Height: 17¼" -23"
Seat Dimensions:
20½"W x 18-19½"D
Weight Capacity: 400lbs.

Pilot Deluxe HD

The Pilot Deluxe HD Chair is a tough, sturdy, comfortable chair that's in a class by itself. It's designed for the big and tall, equipped with a 24" wide seat for added comfort, adjustable loop arms, and a heavy-duty pneumatic cylinder that raises and lowers the seat height from 18 to 23 inches. This chair is designed for Task Intensive 24/7 use and warranted to accommodate weight up to 400 pounds.



Add the Breakaway
Arms
Option #0810



Pilot Deluxe HD
Chair
Product #4910

Pilot Deluxe HD

Seat Height: 18-23"

Seat Dimensions:

24"W x 20½"D

Weight Capacity: 400lbs.

Presider Seating

Our Presider Chairs comes with adjustable arms, lumbar and thoracic support. Enersorb™ memory form seat and molded foam back for comfort and durability. Synchronous knee tilt mechanism, complete with intuitive tension control, multi-position tilt lock and pneumatic lift height adjustment as well as a five-star base with carpet casters. An excellent addition to any office.



Presider

Seat Height: 16-21"

Seat Dimensions:

22"W x 21"D

Weight Capacity: 250lbs.

Space Saver Seating

We offer a variety of sturdy and comfortable space saver seating options, including Chrome Stacking Chairs, Brown Metal Stacking Chairs, and Navigator Nesting Chairs. All of our space saver seating products stack or bunch, allowing for easy storage when not in use. We feature a wide variety of fabrics and color options.



Navigator Chair
Product #4505



The Navigator has
built on armrests for
added comfort



Navigator

Seat Height: 18"

Seat Dimensions:

23½"W x 18 ¼"D

Weight Capacity: 250lbs.

Office/Desk Accessories

Keep your office space organized, with our Coat Trees.




Bannack Coat Tree
Product #2801




Mission Valley Coat Tree
Product #2981

Dimensions: 3 1/2"Dia. x 71 1/2"H x 27 3/4"Base

Add comfort with our high-performance adjustable keyboard arms and platforms. Optimize your viewing angle, focal length and monitor height with a Monitor Swing-arm. Call for more information on our complete selection of ergonomic accessories.



Pinnacle AD Platform
Product #2738



Keyboard Roll-out
Product #2731



Monitor Swing-arm
Product #2732

Sewing Shop

The Sewing Shop offers scrubs in a multitude of colors and can have them screen printed or embroidered with your logo providing a custom look to your work area. If we don't make it, tell us your specifications and we will do all we can to meet your needs.



We also make winter coats, kitchen and work smocks and aprons and towels. Our bedding includes mattresses, pillows, flat sheets, blankets and pillowcases that can be made to any size you need and we are constantly adding new products to our line. We source 100% American milled textiles and fabrics whenever possible.

86/14 Poly/Cotton
Toweling



70% Wool Blankets
Flame Resistant

50/50 Poly/Cotton T180
Sheets & Pillow Cases



Print Shop

Contact our Print Shop for custom design and commercial print services; provide your own artwork or tell us your specifications and we can design it for you.

Our services include but are not limited to:

- Pamphlets/Flyers/Brochures/Books
- Organizational Reports
- Envelopes/Letterheads
- Standard Forms
- Multi-part Forms
- Business Cards
- Note Pads



Multi-part Forms



Custom Cards



Newsletters



Magazines



Business Cards



Pamphlets & Brochures

Print & Sign Shop
Phone: (406) 415-6531

Sign Shop

We do signs and a lot more. We can help incorporate your ideas into reality. We'll design your banners, posters, signs, name plates, decals and more.



Designer Plates



Banners



Decals



Street Signs



Informational Signs



Plaques & Name Plates

Print & Sign Shop
Phone: (406) 415-6531

Novelty Items

MCE continues to find ways to utilize materials that would normally be discarded and turn them into useful products. Novelty Items make a perfect gift for family and friends.



Purse



Pencil Holder



Mail Box



Cups



Planter



Bird Houses

Print & Sign Shop
Phone: (406) 415-6531

Custom Embroidery & Garment Printing

Our custom embroidery and garment shop can personalize your T-shirts, jackets, uniforms, and hats with your own custom insignias and logos. We can help you create a professional image that will represent your organization.



Garment printing sprays ink directly onto the clothing, making for a more durable image, natural appearance, and comfortable wear.



Embroidery & Garments
Phone: (406) 247-5131

Limited Warranty Statement for MCE Furniture and Upholstered Products

Statement:

- Warranty period is two calendar years from date of product receipt
- During warranty period, MCE will repair or replace, at its option, products or parts of a product that prove defective because of defects in material or workmanship, under normal use and maintenance.
- Third party supplied or purchased products and components follow supplier specified warranty periods and terms

Exclusions:

Office and Custom Furniture and Upholstered Products

- Wood furniture is a product of nature, characteristics such as knots, grain variation, color and finish variation, and mineral streaking are not defects and not warrantied
- Proper care and usage are essential. MCE products damaged by detergents, abrasives, harsh cleaning agents are not warrantable claims
- Warranty does not cover damage resulting from negligence, abuse, soiling, normal wear and tear, or accidents: including (but not limited to) burns, cuts, scratches, tears, scuffs, watermarks, indentations, or pet damage
- Warranty does not cover any product modifications performed by any party not authorized by MCE
- Warranty does not cover products designated “AS IS” at time of purchase

- Warranty does not apply to piling, cleaning, shrinkage, wrinkling, wear, or dye-lot variance on any of our fabric products or components that is consistent with normal wear and tear
- Warranty does not cover damage resulting from personnel other than MCE or MCE-approved representatives to repair, install, or service the product
- No dealer or other authorized selling agent shall make a warranty of its own, and the dealer or authorized selling agent has no authority to make any representation or promise on behalf of MCE, or to modify the terms or limitations of this warranty in any way

Pintler Range Rustic Furniture

- Rustic furniture characteristics not deemed as defective are cracks, knots, checking, shrinking, swelling, twisting, and variations in color. Pintler Range Rustic products are constructed primarily with locally harvested and untreated timber and lumber and aged pallet and barn wood.

Claims process:

- Contact MCE within warranty period and report defect
- MCE personnel, or parties authorized by MCE, will evaluate claims and make final warranty determinations and dispositions
- Any costs for packing, shipping, and other associated costs are not covered under the warranty

Contact Us

Montana Correctional Enterprises
Furniture & Seating
350 Conley Lake Road
Deer Lodge, MT 59722

Industries Director
Office: (406) 415-6320


Sales & Marketing Supervisor
Cell: (406) 560-4163
Office: (406) 415-6345
Clerks: (406) 415-6270
Email: MCE@mt.gov

Print & Sign Shop
Office: (406) 415-6531
Clerks: (406) 415-6271
Email: CORMCEPrintSignPlate@mt.gov

Upholstery Shop
Office: (406) 415-6243
Clerks: (406) 415-6145

Montana Women's Prison
Embroidery & Garment Printing
701 South 27th Street
Billings, MT 59101
Office: (406) 247-5131
Clerks: (406) 247-5151

Our Mission



Consistent with the stated goals of the Montana Department of Corrections, Montana Correctional Enterprises strives to provide employment and training opportunities to Inmate Workers which enhances public safety, promotes positive change in Inmate Workers behavior, reintegrates Inmate Workers into the community and supports victims of crime.

Values

- Our workers are our most valuable asset.
- Our workers are professional, dependable and dedicated.
- Our programs are 96% self-supporting and provide valuable training that instills Workers with job skills, work ethics and interpersonal communication skills.
- Our Workers pay crime victim restitution, court ordered fines and provide community service.
- Our products are built with quality workmanship and materials and are provided at competitive prices.

MCE Dealers

Private corporations and individuals are welcome to place orders with local dealerships throughout the state. It is through your support that we are able to continue the benefits of this program. Check out the dealer nearest you.



Big Bear Furniture
81603 Gallatin Rd.
Bozeman, MT 59718
(406) 585-2927

www.bigbearhomefurniture.com



Shipton's Big R, Inc.
Steve Aders
Billings, MT 59101
(406) 252-5705 ext. 1211

www.shiptonsbigr.com



Kelley Connect
170 West Granite
Butte, MT 59701
(406) 782-8355

Birds & Beasleys
2 S. Last Chance Gulch
Helena, MT 59601
(406) 449-0904

Lickety Print
600 Main St. #3
Deer Lodge, MT 59722
(406) 846-3455

Corlette Lucas
222 W. Park Ave.
Anaconda, MT 59711
(406) 563-5721

Joslin Furniture
301 Euclid Ave.
Helena, MT 59601
(406) 442-4999

Flying Bison, LLC.
25 1st Street NW.
Choteau, MT 59422
(406) 466-3000

Rome Enterprises
506 2nd St.
Deer Lodge, MT 59722
(406) 846-2461

Buy MT
819 Main Street
Miles City, MT 59301
(406) 234-1915

MCE Dealers



212 Zoot Way
Bozeman, MT 59718
(406) 585-1730

206 W Granite St
Butte MT 59701
(406) 782-4057

821 N Last Chance
Gulch
Helena MT 59601
(406) 449-3012

3676 Pierce Parkway
Billings, MT 59101
(406) 248-7881

401 9th Ave. South
Great Falls, MT 59403
(406) 761-3449

www.360-os.com



Missoula's Office City
115 West Broadway
Missoula, MT 59802
(406) 543-7171

www.missoulasofficecity.com



Wright's Furniture
6325 US-93
Whitefish, MT 59937
(406) 862-2455

www.wrightsfurniturestore.com



J2 Office Solutions
700 Sunset Blvd.
Kalispell, MT 59901
(406) 752-8520

www.j2op.com

Trail Creek Merc
3166 MT Highway 83, Suite
103
Seeley Lake, MT 59868
(406) 672-9350

The Inn on the Gallatin
65840 Gallatin Road
Gallatin Gateway, MT
59760
(406) 763-4243

Pine Creek RV, LLC
163 Pine Creek Road
Livingston, MT 59047
(406) 600-6560

Powell County Museum & Arts Foundation
1106 Main St.
Deer Lodge, MT 59722
(406) 846-3111

Tizer Botanic Gardens & Arboretum
38 Tizer Lake Road
Jefferson City, MT 59638
(406) 933-8789

Knox Flowers & Gifts, LLC.
2005 Columbia Avenue
Helena, MT 59601
(406) 442-4070


Cowgirl Creativity
11520 Crystal Mountain Road
Three Forks, MT 59752
(406) 600-9115

Legacy Trading
124 Main St.
Three Forks, MT 59752
(406) 285-3172









Check out our MCE Website
cor.mt.gov/mce



Thank you from all of us here at
Montana Correctional
Enterprises